



Draft 2022 Capital Budget

Capital Budget Virtual Open House

November 8, 2021

A graphic featuring a dark blue background with a pattern of white puzzle pieces. The text '2022 Budget' is written in a large, white, bold, sans-serif font across the center.

2022 Budget



Introduction / Overview

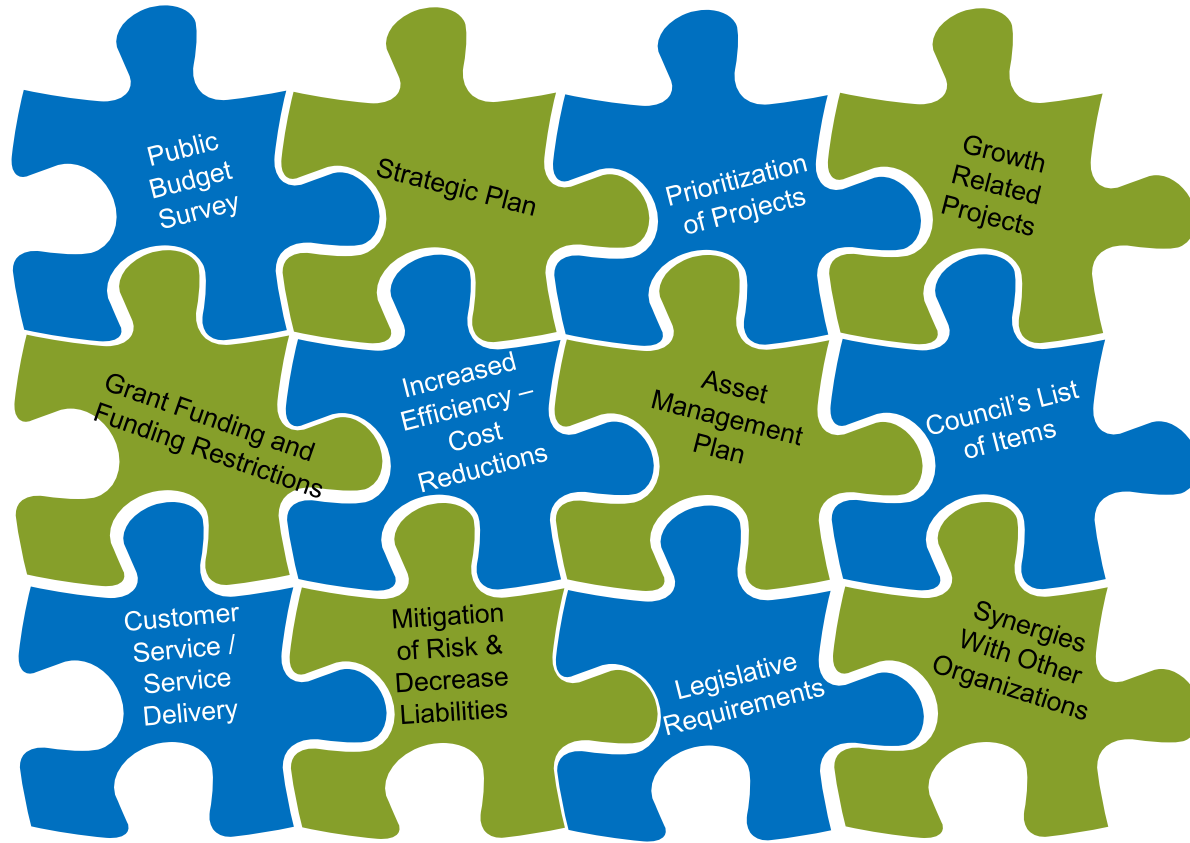
➤ 2022 Budget Process

- Budget timetable (June 2021)
- Council list of items (August 2021)
- On-line Budget survey - (September 1 – 30, 2021)
- Capital Budget draft and Virtual Open House– (November 8, 2021)
- Capital Budget final presentation and Council approval - (November 29, 2021)



DRAFT 2022 Capital Budget

Considerations in determining capital program



Major Capital Projects - 2022

Roads / Sidewalks

- Cartwright West ¼ Line Rehab – Church St. to Shirley Rd - \$645,000
- Church St. Rehab – Cartwright West ¼ Line to Blackstock – \$460,000
- Balsam St. Reconstruction – Old Simcoe Rd to Rosa St.– \$800,000
- Second Access to Scugog Island -
Construction – \$2,750,000
- Gravel Resurfacing – \$925,000



Major Capital Projects - 2022

Bridges

- Bridge No. 12 (Jobb Road) Replacement
Construction
\$1,250,000



Major Capital Projects - 2022

Vehicles & Equipment

- Pumper Truck Replacement - \$500,000
- One Ton Crew Cab Replacement - \$110,000
- Front End Loader Replacement - \$315,000
- ¾ Ton pickup Replacement - \$90,000
- Olympia Ice Resurfacer Replacement - \$115,000
- Recreation Truck Replacement - \$90,000



Major Capital Projects - 2022

Parks

- Drainage Improvements – Palmer Park – \$110,000
- Sherrington Drive Park – Construction - \$269,000
- Carolyn Best Ball Diamond Lighting - \$250,000



Major Capital Projects - 2022



Buildings / Facility Maintenance

- SCRC Pad 1 Refrigeration Pipes Replacement – \$1,000,000
- Blackstock Arena Replacement Design – \$1,300,000

Computer Software / Hardware

- Customer Service Tracking Software – \$420,000
- Online and Virtual Enhancements- \$150,000
- Asset Management Software - \$60,000



DRAFT 2022 Capital Budget

If Grants and Other Contributions are not received, these 2022 projects will not proceed.

Project	Grant/ Other Contributions	Reserves Funds	Total Project	
COR015 Customer Service Tracking Software (Grant application already successful)	312,500	107,500	420,000	
DEV011 RED Grant - Business Retention and Expansion Program	36,050	16,050	52,100	
PAR008 Sherrington Drive Park - Construction	19,000	250,000	269,000	★
PAR010 Greenbank Tennis Courts Resurfacing	40,000	40,000	80,000	
PAR020 Carolyn Best Ball Diamond Lighting	200,000	50,000	250,000	
PUB025 Lake Scugog Enh Construction	4,175,000	825,000	5,000,000	★
PUB051 Balsam St Reconstruction - Old Simcoe Rd to Rosa St - Construction	345,000	455,000	800,000	
PUB084 Implementation of Wayfinding Signs - Phase 1	10,000	20,000	30,000	
REC013 Blackstock Arena Replacement - Design	735,000	565,000	1,300,000	★
Total	5,872,550	2,328,550	8,201,100	

★ If sufficient DC's are not collected, projects may have to be shifted to future years.

DRAFT 2022 Capital Budget

Revenue Assumptions

- Canada Community-Building Fund (FGT)
 - ▢ 2022 amount confirmed \$685,584, increases 2023
- Environmental / Solar Revenue
 - ▢ \$50,000 received annually until 2034
- OCIF grant revenue
 - ▢ Amounts for 2022 will increase.
 - ▢ Amount received for 2021 was \$375,700
- OLG Municipal Service Agreement
 - ▢ Currently receive \$941,620 for 2021, this amount is indexed annually and is allocated to five reserves as per the Reserve Fund Policy




DRAFT 2022 Capital Budget

Revenue Assumptions – con't

■ Recommended Budget allocations

- ▣ Roads levy continues to grow at 3% per year
- ▣ Annual 0.5% allocation to Vehicles & Equipment
- ▣ Annual 0.5% allocation to Building & Facilities

This equates to less than 1.2% of total residential tax bill



■ Subdivider Contributions

- ▣ Estimates based on building permit projections at the 2021 DC rate

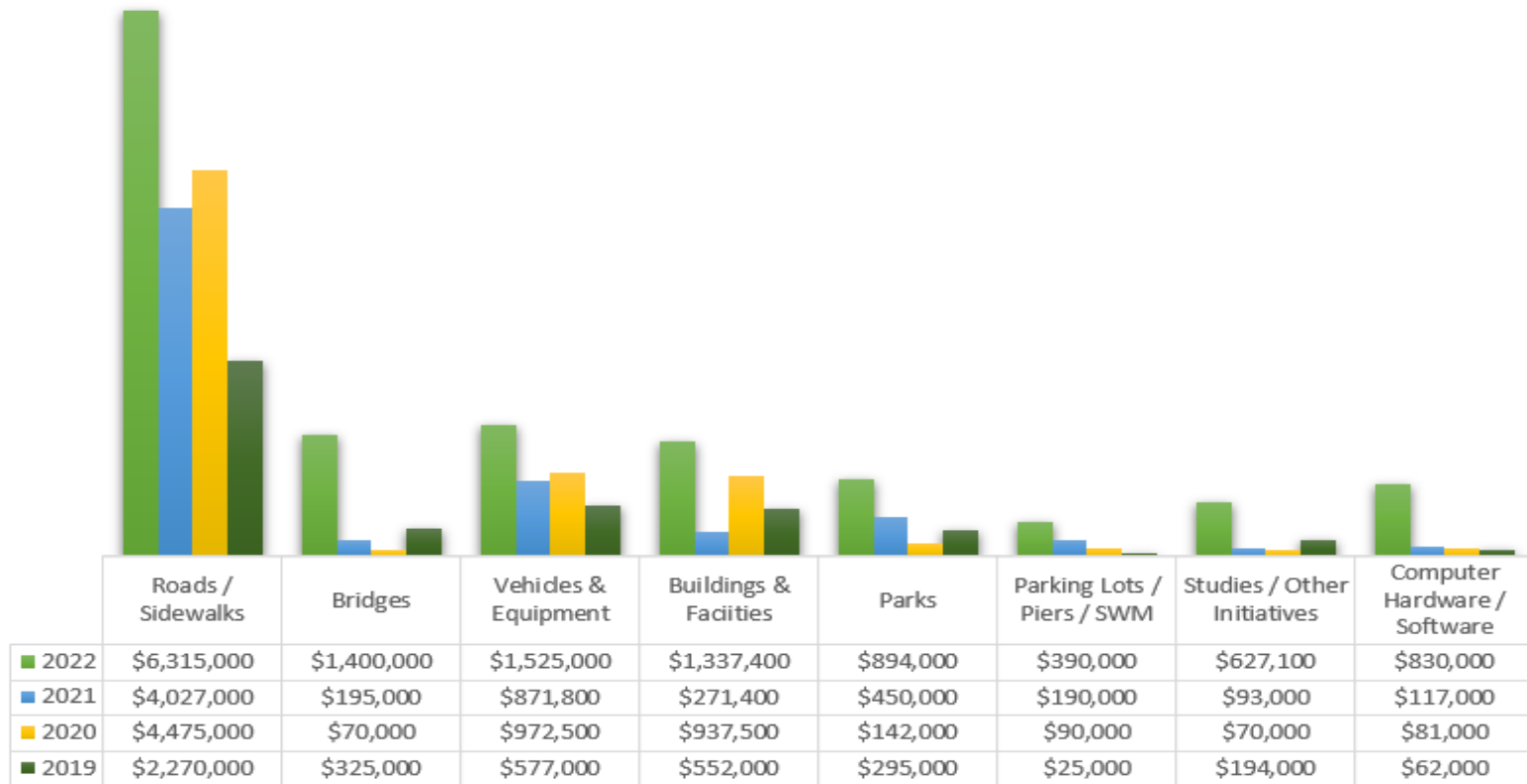
Levy Amounts Transferred For Term of Council

Budget Allocation	Roads	Vehicle & Equipment	Building & Facilities	Total
2018 Cumulative Amount	454,400	-		454,400
2019 Cumulative Amount	577,200	61,400	-	638,600
2020 Cumulative Amount	1,014,700	129,100	67,800	1,211,600
2021 Cumulative Amount	1,421,035	196,835	135,535	1,753,405
2022** Proposed Cumulative Amount	1,861,995	270,330	209,030	2,341,355
Total Allocation for 4 Year Term	4,874,930	657,665	412,365	5,944,960



DRAFT 2022 vs 2019 - 2021 Capital Budget

Comparison 2019 - 2022 by Asset Type



DRAFT 2022 vs 2019 - 2021 Capital Budget

Funding Source Comparison



	Reserves	Federal and Provincial Grants	Other Contributions	Total
■ 2022	10,323,450	2,585,000	410,050	13,318,500
■ 2021	5,019,400	1,175,000	20,800	6,215,200
■ 2020	4,554,500	1,998,200	283,300	6,836,000
■ 2019	2,517,000	1,550,000	233,000	4,300,000

All years exclude Blackstock Recreation Complex and Lake Scugog Enhancement Project as they both depended on successful grants.

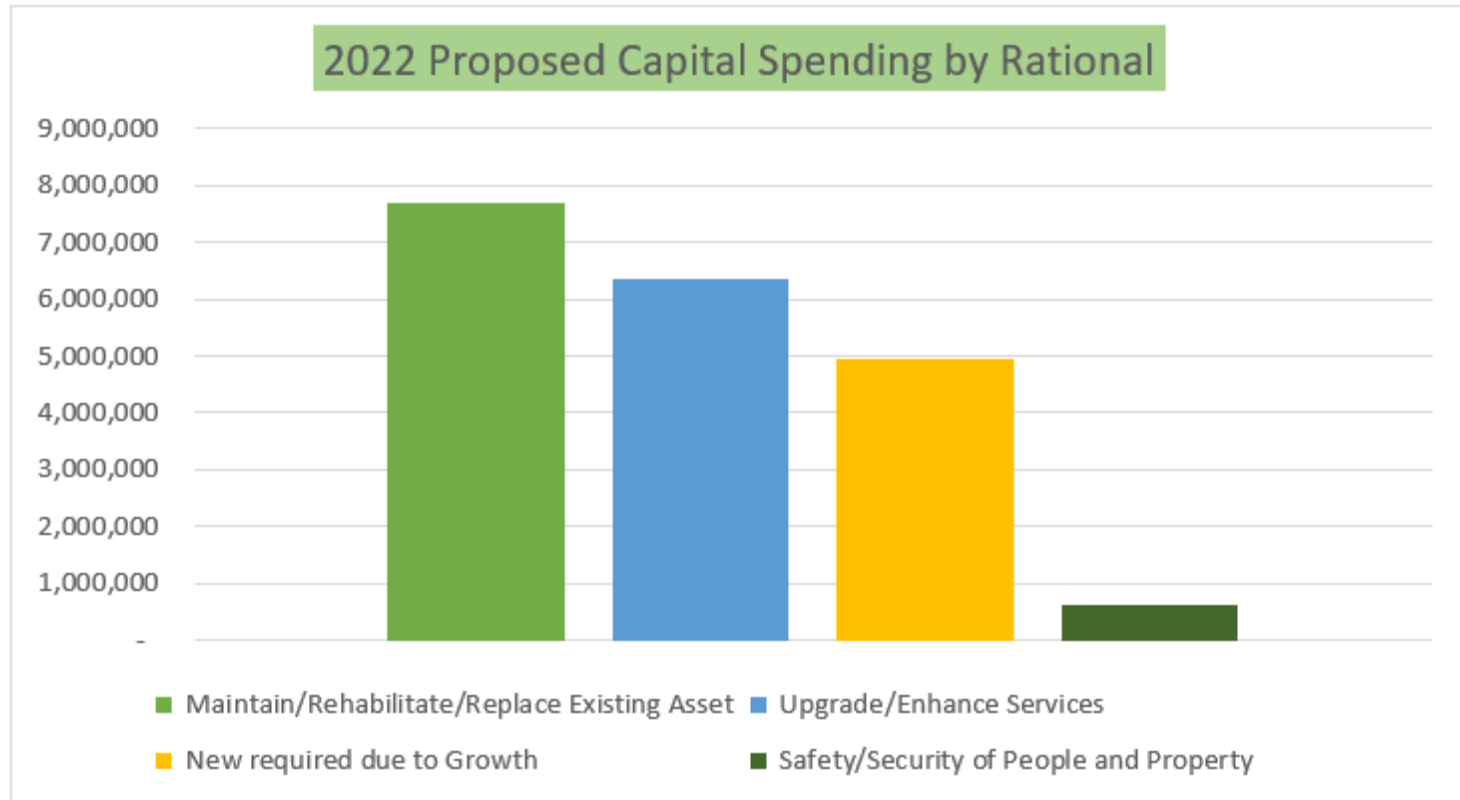


DRAFT 2022 Capital Budget

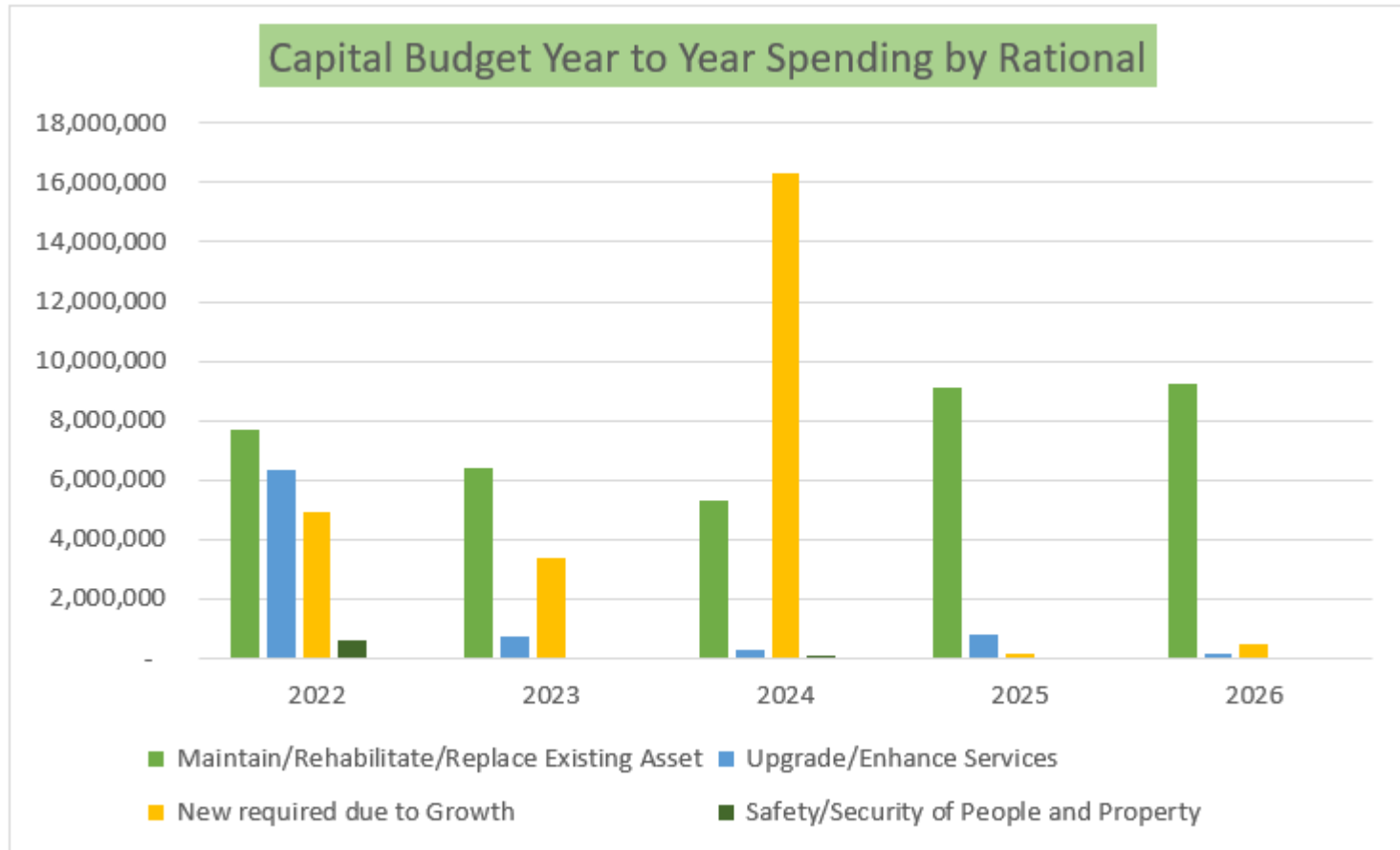
Reserve	2022 Budget	2021 Budget	2020 Budget	2019 Budget
Tax Based Reserves				
Roads and Other Infrastructure Reserve	2,992,500	2,541,200	1,655,000	665,000
Vehicle & Equipment Reserve	1,475,000	690,000	922,500	507,000
Facility & Building Reserve	1,687,000	316,400	264,700	347,000
Major Facility Reserve	226,000	-	-	-
Municipal Projects Reserve	831,200	216,700	166,000	351,000
Development Based Reserves				
Development Charge Reserve Fund (DC)	3,998,250	995,100	1,090,300	420,000
Parks Reserve Fund	256,000	115,000	88,000	125,000
Grants Based Reserves				
Federal Gas Tax Reserve Fund	1,185,000	740,000	1,438,400	1,225,000
Grant - OCIF	700,000	195,000	480,000	325,000
Other Grants	1,435,000	240,000	79,800	
Other Based Reserves				
Hydro Reserve		-	300,000	-
Environmental / Solar Reserve	110,000	30,000	20,000	47,000
Building Admin Reserve		-	25,000	
Self-Insurance Loss Reserve	30,000	115,000	25,000	55,000
Donations Reserve	20,000			
Contingency Reserve	87,500			
Other Contributions	4,585,050	20,800	283,300	233,000
Total Reserve / Reserve Fund	19,618,500	6,215,200	6,838,000	4,300,000



2022 Capital Budget Rational

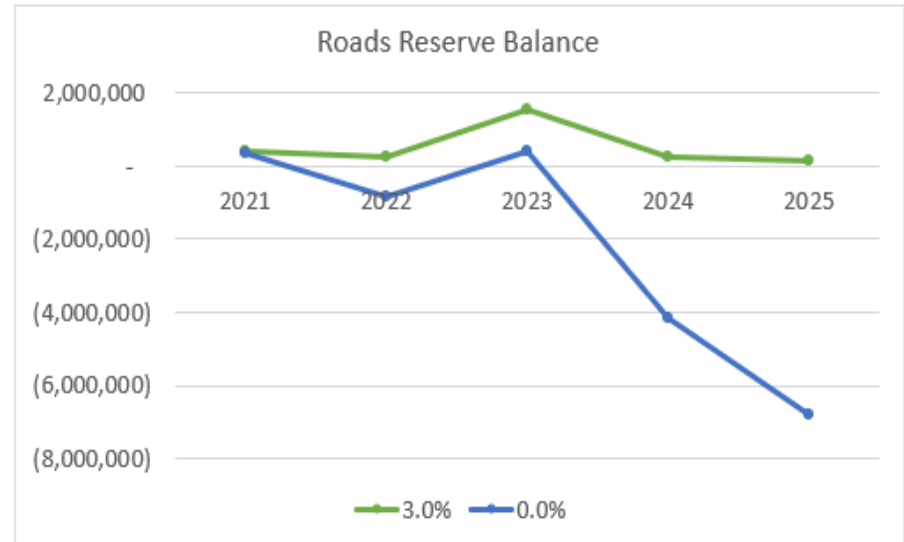
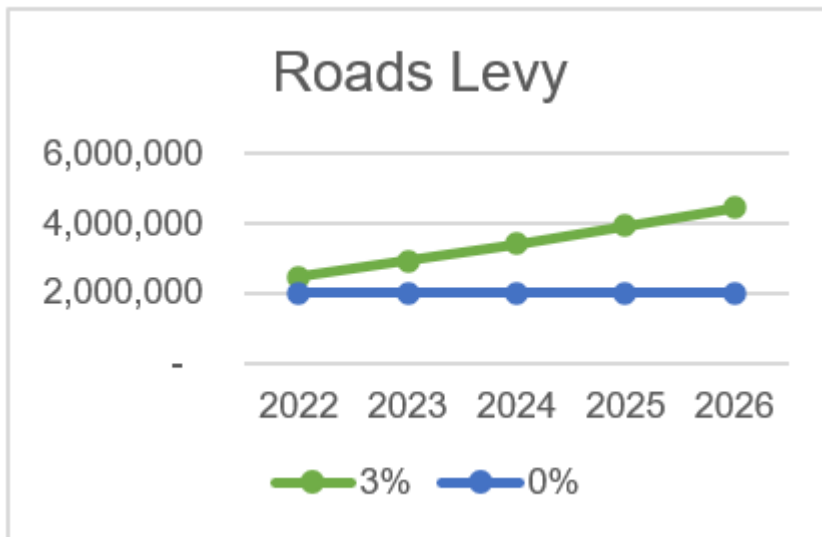


2022 Capital Budget Rational



Roads Levy

An annual 3% increase in the roads levy will add an estimated additional \$7.1 million to the roads and other infrastructure reserve over the next five years.

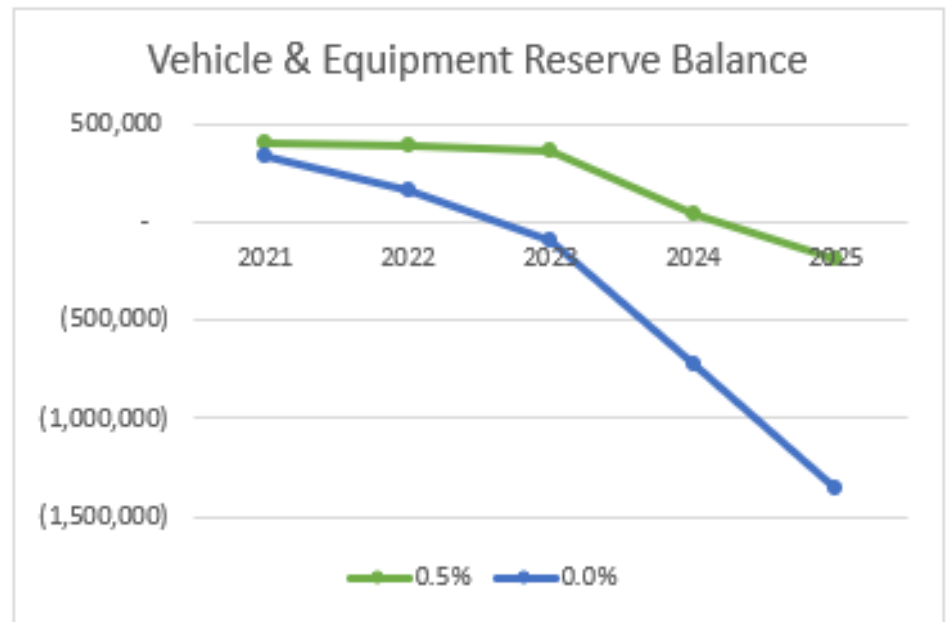
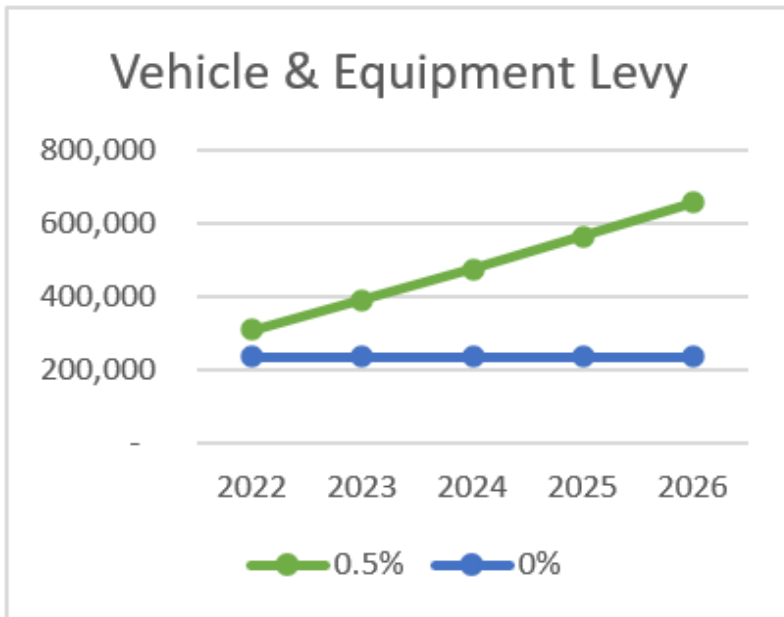


Total for 5 years with 3% increase	\$ 17,177,372
Total for 5 years with 0% increase	\$ 10,105,175
Difference	\$ (7,072,197)

Reserve balances with proposed capital project costs.

Vehicle & Equipment Levy

An annual 0.5% increase in the vehicle and equipment levy will add an estimated additional \$1.2 million to the vehicle and equipment program over the next five years.

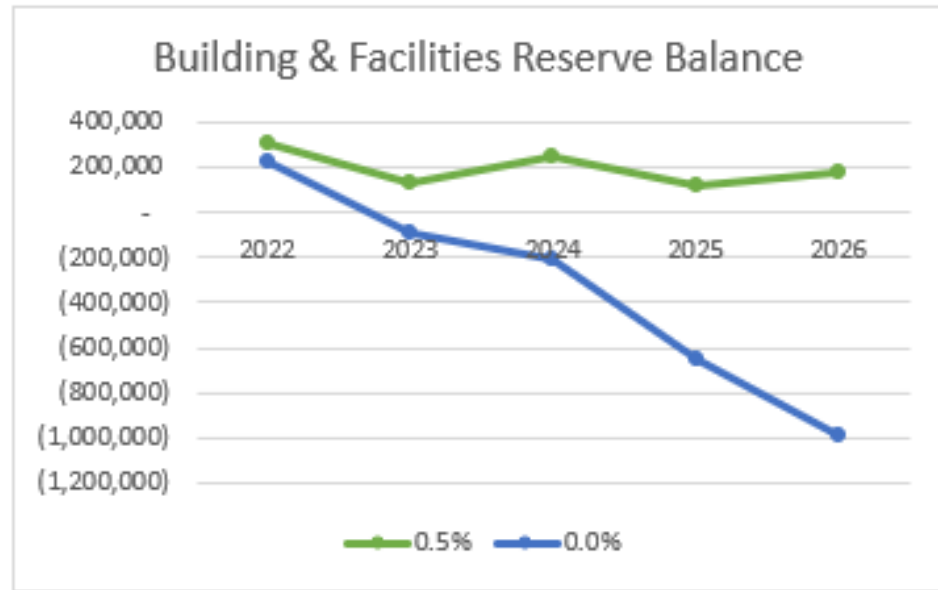
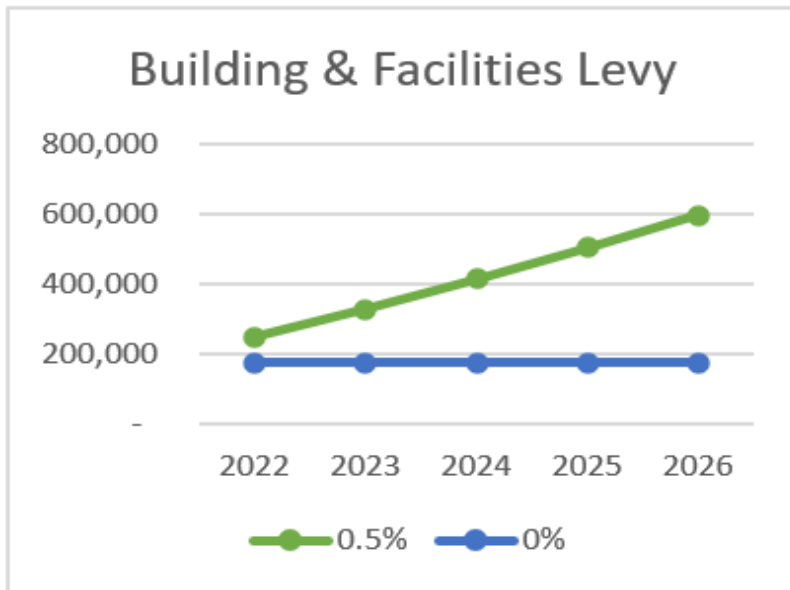


Total for 5 years with 0.5% increase	\$ 2,396,936
Total for 5 years with 0% increase	\$ 1,177,675
Difference	\$ (1,219,261)

Reserve balances with proposed capital project costs.

Buildings & Facilities Levy

An annual 0.5% increase in the building and facilities levy will add an estimated additional \$1.2 million to the building and facilities reserve over the next five years.



Total for 5 years with 0.5% increase	\$ 2,090,436
Total for 5 years with 0% increase	\$ 871,150
Difference	\$ (1,219,286)

Reserve balances with proposed capital project costs.

2023 – 2026 Capital Forecast

- Projects identified are to be approved in principle only
- Projects identified are funded based on current revenue assumptions
- Subject to annual review and update
- Considerations for future capital projects will be based on priority, available funding and grant opportunities
- Long term planning is recommended to plan for the sustainable and successful future of the Township.

Draft 2022 Capital Budget 2023 – 2026 Capital Forecast



Questions ?

Laura E. Barta, CPA CMA
Director of Finance / Treasurer
lbarta@scugog.ca

